

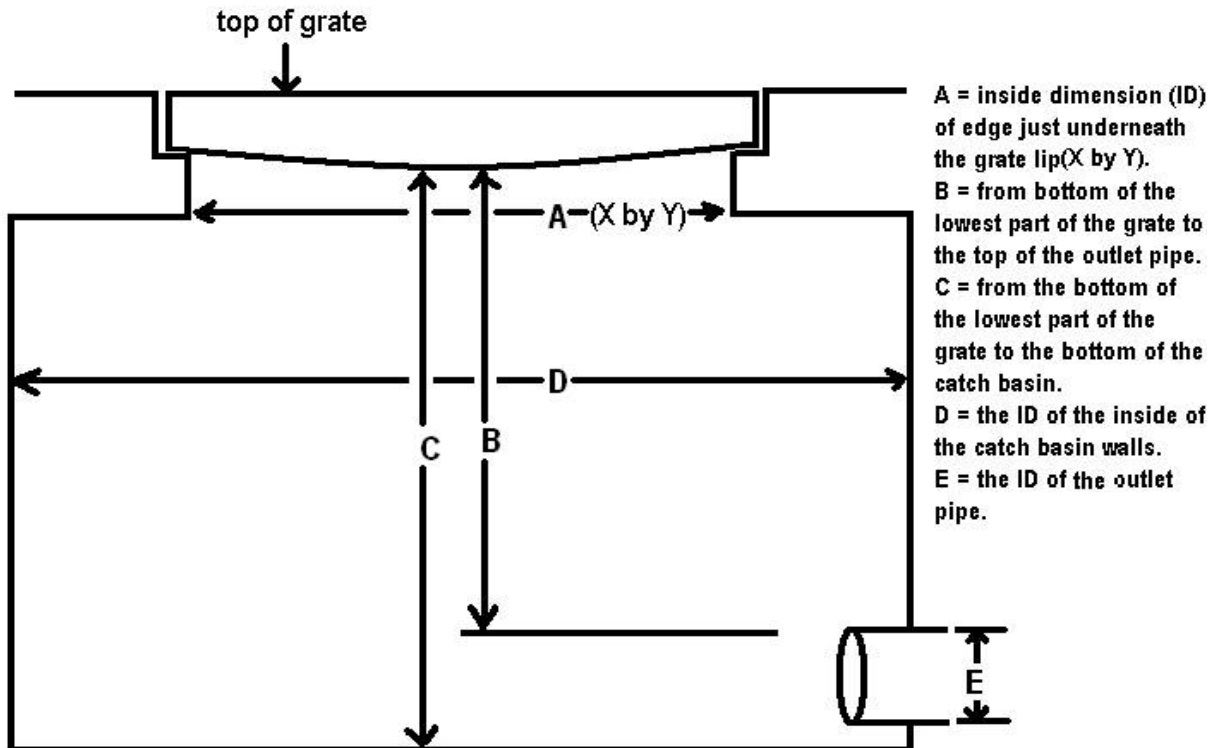


Ordering Worksheet

Please complete and fax this worksheet in to us at 321.449.0325. We will contact you to clarify any questions we may have and will prepare an estimate for you.

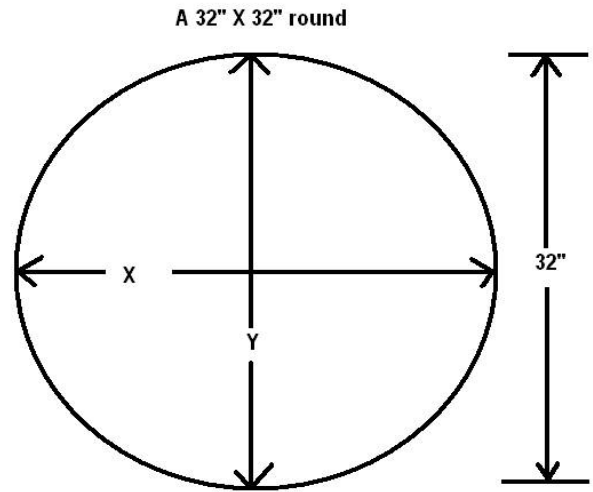
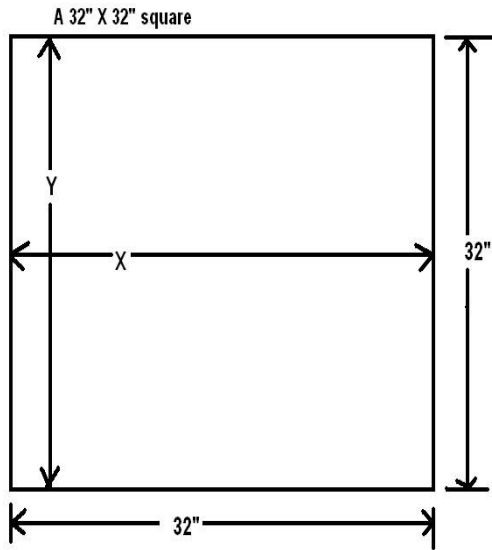
Taking dimensions for your EcoSense filtration system

In order for us to properly understand your requirements and provide you with an accurate quote, we'll need you to take some measurements. The diagrams below identify the measurements we need.



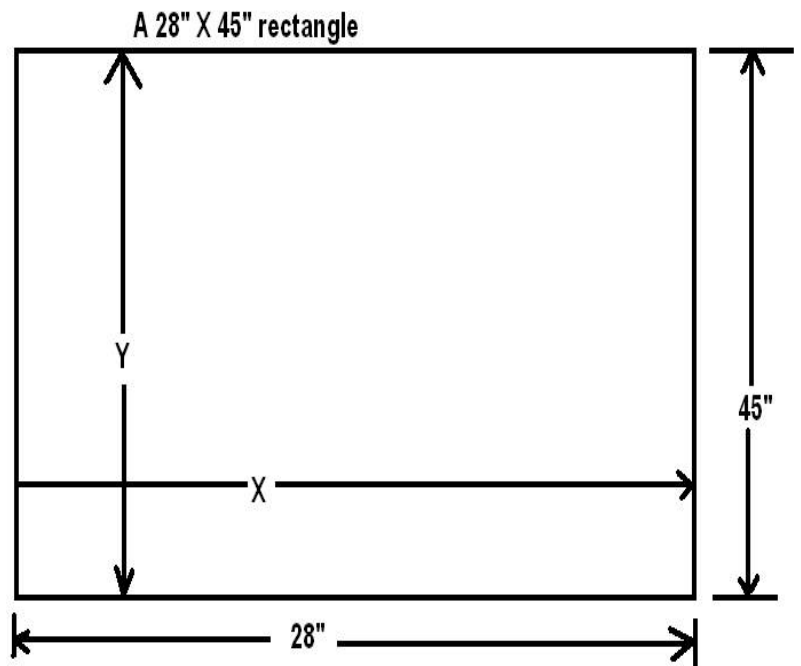
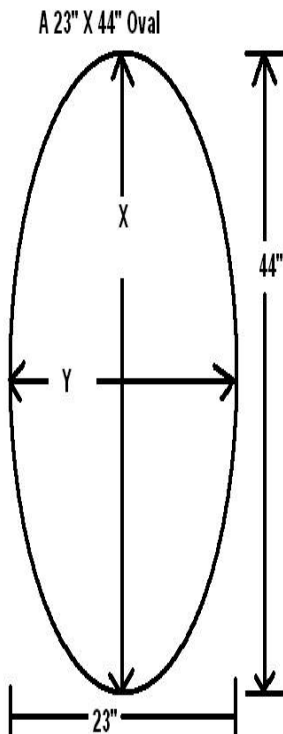
1. Do not remove the grate to take #2 and #3 measurements, as you will be measuring from the bottom of the grate, if you must remove the grate to take these measurements ensure that you add the difference between the lowest part of the grate and the lip which the grate rests on to the measurement.
2. Measure the distance from the bottom of the lowest part of the grate to the top of the outlet pipe (B).

3. Measure the distance from the lowest part of the bottom of the grate to the catch basin floor including the sump (C).
- At this point, remove the grate for the rest of the measurements.
4. Measure inside dimensions (ID) of the edge underneath the lip which the grate sits upon (A = X by Y).



See the sample diagrams for your shape.

NOTE: These are sample measurements to help you decide how to take your own dimensions.



5. Measure across the ID of the catch basin walls (D).
NOTE: if there is an unevenness or irregularities existing on the measuring surface of more than 1/4", then be sure to measure the narrowest points, please comment on the irregularities in the "comments" section. We may need to contact you to insure proper information.

6. Measure the ID of the outlet pipe (E).

Irregularities and/or obstructions

Always measure the narrowest points.

Note all pre-existing obstructions such as inlet pipes, ladders, concrete protrusions, etc which may affect the installation of the EcoSense water filtration system.

Insert measurements, notes and quantity required below.

Be sure to specify if measurements are in Standard (US) or Metric!

A	B	C	D	E	COMMENTS	Location	Qty.

Important: Accurate measurements are critical for proper operation!

Ordering Information

Your name/title: _____
Company/Firm name: _____
Address: _____
City, State, Zip: _____
Main Telephone: _____
Alternate telephone: _____
Fax: _____
Email address: _____
Location(s) to be installed: _____
Date by which installation is needed: _____

Shipping Information (if different from above)

Address: _____
City, State, Zip: _____
Telephone: _____
Fax: _____



EcoSense International

P.O. Box 540562
Merritt Island, FL 32954
Tel: 321.449.0324 Fax: 321.449.0325
sales@ecosenseint.com
www.ecosenseint.com